
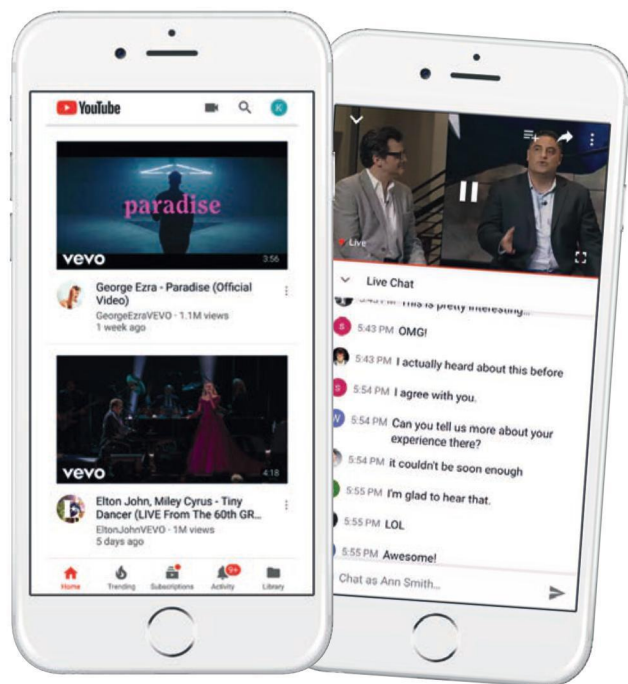




## What is YouTube?

YouTube is a video sharing site/application, where users can view, post, like and comment on videos. YouTube has grown as a resource of information, advice and entertainment. Content on YouTube may be sponsored by other organisations, so it is important that children and adults understand that views or advice shared may be biased.

### What does it look like?



© National Online Safety Ltd

This is not a definitive guide. Please always check with any app's support information to see if your security and privacy concerns are addressed.

## Main Concerns for Parents



### Posting something embarrassing

Once your child posts something on YouTube, it is potentially there forever if it gets into the wrong hands. YouTube videos can be easily downloaded, so it is important that your child understands the associated dangers of the content they are uploading. This could also harm their online reputation in the future.

### Receiving hurtful comments

YouTube's comment section is infamous for being one of the most opinionated on the internet. This means that there is a very high risk of your child receiving hurtful comments on their videos, especially when you take into account how easy it is for people to reply to a video or comment your child has posted.

### Inappropriate videos, even on the 'Kids' app or 'restricted' mode

As YouTube is the biggest video sharing website in the world, there is content available for all ages, which means some content won't be appropriate for your child. When using 'Restricted Mode' or even the 'YouTube Kids' app, this can filter most of this content, but it is important to be aware that by no means this filters every video uploaded to YouTube. It has been reported that seemingly innocent looking videos featuring famous children's TV characters, such as Peppa Pig and Spiderman, were not uploaded by the original creators and actually contained highly violent and sexual themes.

### Dangerous 'challenge' / viral videos

Everyone likes a challenge, right? Well, on YouTube, 'challenge videos' are shared quickly and can be very dangerous. One person may post a video of themselves doing something unusual like eating a hot chilli or jumping in a river and before you know it, the video goes viral and everyone wants to join in and share their videos. The speed in which the challenge videos spread across the internet, makes it hard to keep up with the newest ones. It is important to have regular discussions with your child about what they are watching online to try and prevent them from dangers.

### Scams from fake accounts

Often, when scrolling through a popular YouTuber's comment section, you may see a comment from an account which looks official but usually contains a shortened link to an expensive product with 'a gift to their fans.' These are more often than not scams.

# YOUTUBE: Tips for Parents



## Turn on 'Restricted' Mode

Unfortunately, 'Restricted Mode' on YouTube will not completely get rid of every inappropriate video, but enabling the feature will at least help to remove the majority. To do this, follow these steps:

### Desktop:

- Go to the bottom of any YouTube page and where it says, 'Restricted Mode'.
- Switch it to 'ON'.
- To make it harder for this to be turned off, you will be given the option to lock restricted mode onto your browser.

### Mobile:

- Tap the three vertical dots at the top-right on the screen and press, 'settings'.
- Click on 'restricted mode filtering'.
- Press 'strict'.
- Please note that you can't 'lock' restricted mode on a phone like on a desktop so you'll have to turn this on each time your child uses it.

## Monitor what your child is watching/posting

In terms of the kind of content your child watches, the only way to truly know what they've been watching is to regularly monitor them. You can do this by checking their history. Click on the three horizontal lines at the top-right on the screen and press 'history'. Be aware that their YouTube history can be deleted and turned off/on so open up conversation with your child about what they are watching.

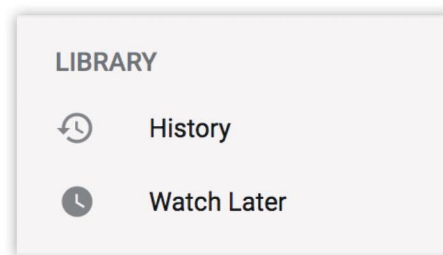
## Block accounts who post mean comments

When using YouTube, there may be instances where your child receives negative comments. If somebody's giving your child a hard time, here's how to block them and prevent future comments and replies:

- Go to their channel/account by clicking on their name or avatar.
- Click on 'about'.
- Tap the dropdown box with an image of a flag on it.
- Press 'Block user'.
- Tap 'Submit'.

## Create a family Google account

By having a shared family Google account, you will be able to see exactly what your child is watching and sharing on YouTube by looking at the history. To see the history on a computer, on the right menu under the library section, click 'History'. On mobiles, the viewing history can be found by clicking on the 'Library' tab.



## Disable comments

There is an option to disable people sending comments on one of your child's videos or their entire YouTube channel which is a great way to protect them from cyberbullying and online trolls. Users will still be able to reply to any comments that your child post on other videos.

### Desktop:

- Tap their avatar in the top right and click 'Creator Studio'.
- Press 'view all' under your videos, find the one you want to delete comments on and select 'edit'.
- Uncheck a box labelled, 'allow comments' and press 'save'.

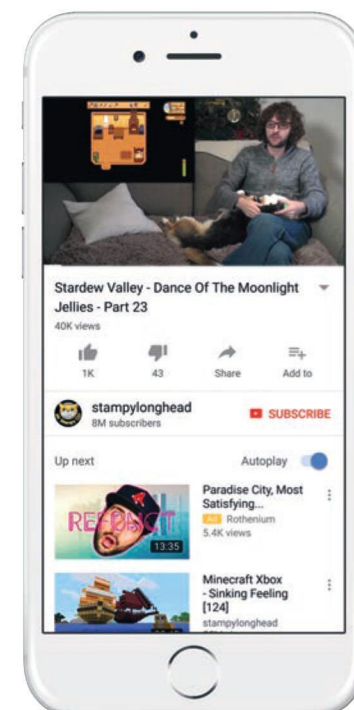
### Or

- If you'd like to disable comments on the whole channel, click on the three horizontal lines at the top-left of the screen and press 'community settings'.
- Scroll down to 'default settings' and check the box that says, 'disable comments'.
- Then, tap 'save'.

## Popular YouTube Gamers

There are hundreds of YouTube accounts which show other people playing and commenting on games, these are called 'Let's Play' videos. While YouTube can be a great resource for hints, tips and news for games, it is a good idea for parents to keep a close eye on what the YouTuber's are posting. Often, the games that they are playing will contain strong language and violence. A few examples of popular YouTube gamers are:

- Stampy
- Yogscast Lewis & Simon
- PewDiePie
- EthanGamer
- Markiplier
- PopularMMOs
- Captainsparklez
- Jacksepticeye
- LtCorbis
- Dan TDM



Sources: <https://www.youtube.com/watch?v=x-figntP96M>  
<https://www.youtube.com/watch?v=L2xuy7hc-hc>  
<http://www.dailymail.co.uk/news/article-5126833/Terrifying-truth-child-watches-YouTube.html>  
<https://www.todayparent.com/family/crazy-youtube-challenges-kids-are-doing/>  
<https://locaboca.com/magazine/common-sense-media-youtube/>  
<http://familytech.com/so-your-kid-wants-to-start-their-own-youtube-channel/>  
<https://www.youtube.com/watch?v=yek0Jb5sBg>  
<https://www.laptopmag.com/articles/block-someone-youtube>  
<https://www.youtube.com/intl/en-GB/yt/about/brand-resources/#logos-icons-colors>  
<https://pixabay.com/en/youtube-iphone-smartphone-mobile-2617510/>  
<https://www.common-sense-media.org/blog/popular-youtube-gamers-kids-cant-get-enough-of#Stampy>